



No. PDMA (SINDH)/(SITREP)/2024/5764

September 05th, 2024

Period Covered: 01-07-2024 to 05-09-2024.

DAILY SITUATION REPORT

Rainfall Recorded

(03-09-2024 08:00 AM to 05-09-2024 08:00 AM)

Sr	District	Taluka	Rain fall (mm)
01	Tharparkar	NagarParkar	23
02	Badin	Shaheed Fazil Rahu	34

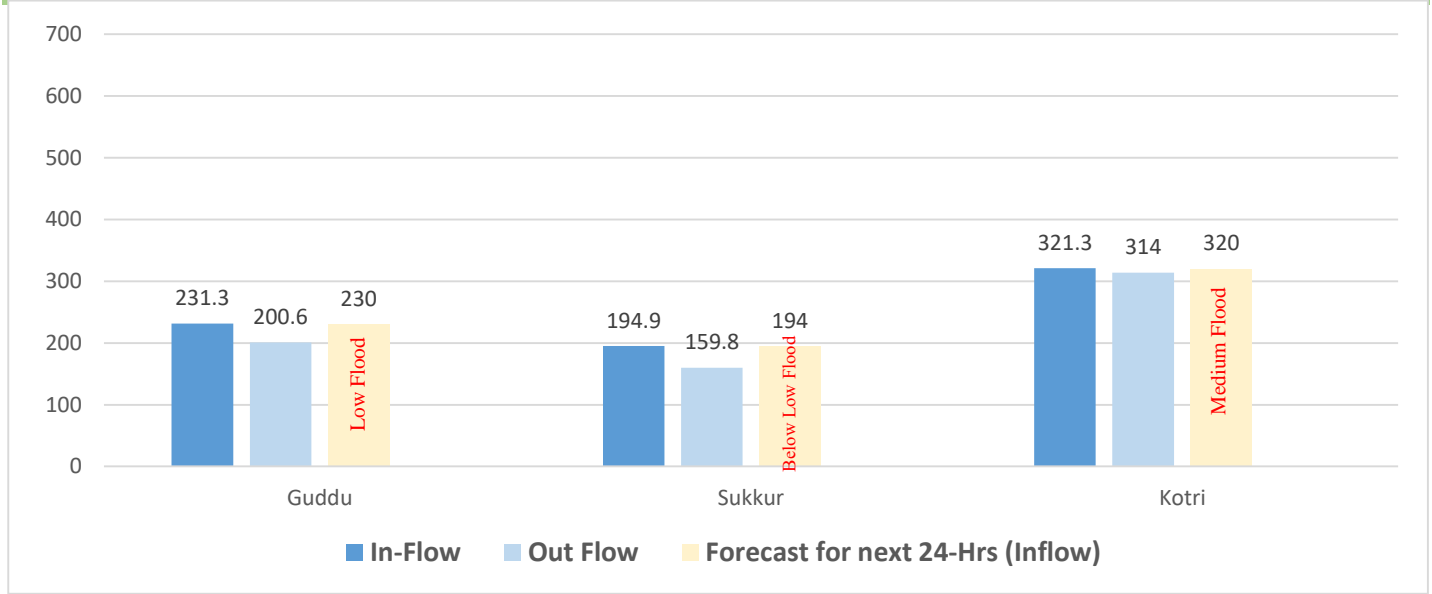
Source: CM Rainfall Portal.

Weather Update Dated 05-09-2024

Pakistan Meteorological Department has informed that mainly hot and humid weather likely to prevail most parts of the province except few falls of light rain in Tharparkar and Umerkot districts today evening/night.

Source: Pakistan Meteorological Department.

River Indus Discharge (in Thousands of Cusecs)



Source: Pakistan Meteorological Department - Flood Forecasting Division (FFD) – Bulletin No. B-083/24 Dated: 05th September, 2024 10:30 (PST).

Causalities and Injuries (Last 24 hours)

Sr. No.	District	Deaths				Remarks
		M	F	C	T	
01	Jamshoro	-	-	2	2	Two Children died due to Electric Shock
Sr. No.	District	Injuries				Remarks
		M	F	C	T	
01	Nil	-	-	-	-	-

Emergency No:

1736



Plot No. 26-C, Main Khayaban-e-Jami,
DHA Phase-VII, Karachi.



021-99332742
021-35381810



021-99332007



0335-5557362



www.pdma.gos.pk



Livestock Perished (Last 24 hours)

Sr. No.	District	Livestock Perished						Total
		Goat	Sheep	Cow	Buffalo	Camel	Other Animal	
01	Sanghar	12	-	-	-	-	-	12
02	Mirpurkhas	387	-	-	-	-	-	387
Total		399	-	-	-	-	-	399

Damage of Infrastructure & Private Properties (Last 24 hours) Houses Damaged

S.no	District	House Damage		
		Partial	Full	Total
01	Jamshoro	-	8	8
02	Badin	850	485	1,335
03	Mirpurkhas	8,470	993	9,463
Total		9,320	1,486	10,806

Roads, Bridges and other Infrastructure Damaged in (Last 24 hours)

S.no	District	Roads Tracks			Bridge				
		Length of road damaged	Nature/extent of damage (fully/partially washed away / water over flow)	Traffic situation (Alternate route/diversion available)	Number of Bridges	Type of Bridge	Length of Bridge	Nature/ Extent of Damage Fully/Partially washed	Traffic of situation (Alternate route/diversion available)
-	Nil	-	-	-	-	-	-	-	-

Crop Area Damaged in Acres (Last 24 hours)

Sr. No.	District	Nature of Crop	Crop Area Damaged (in Acres)
-	Nil	-	-

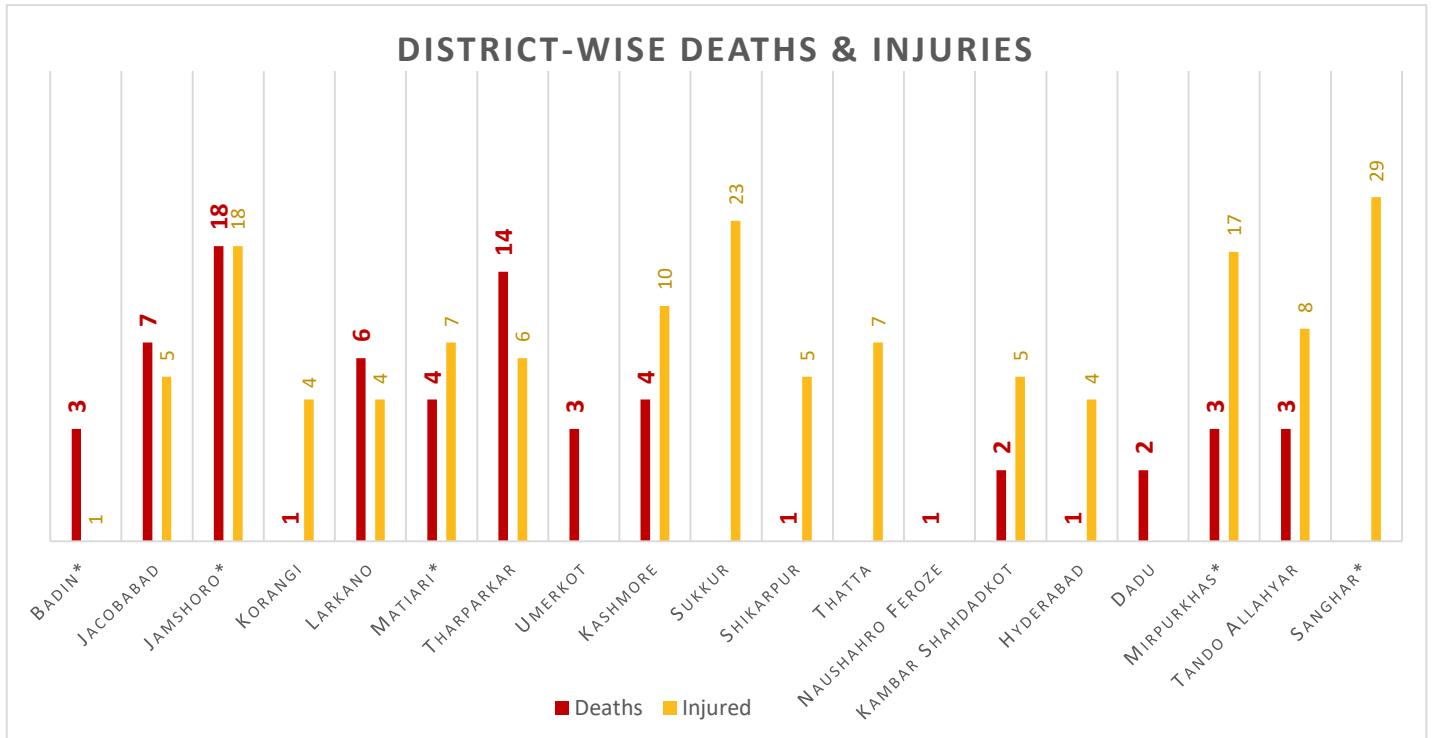
Status of Breaches (Last 24 hours)

Sr. No.	District	Taluka	Breach Point / Location	Plugging Status / Immediate Response	Remarks
01	Mirpurkhas	Digri	Deh 191	Under Progress	-
			Deh 204	Under Progress	





Cumulative Casualties – Deaths / Injuries (21-06-2024 to 05-09-2024)



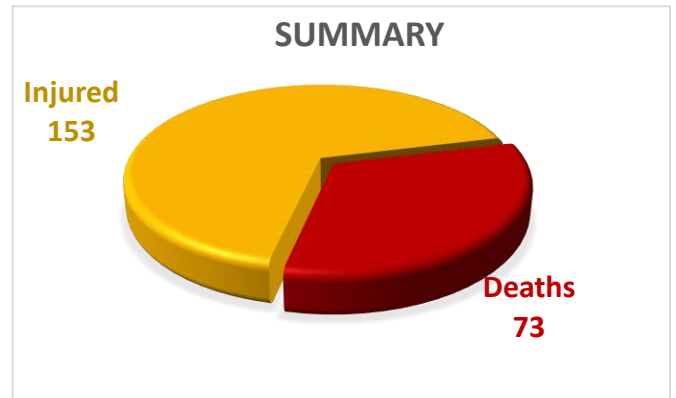
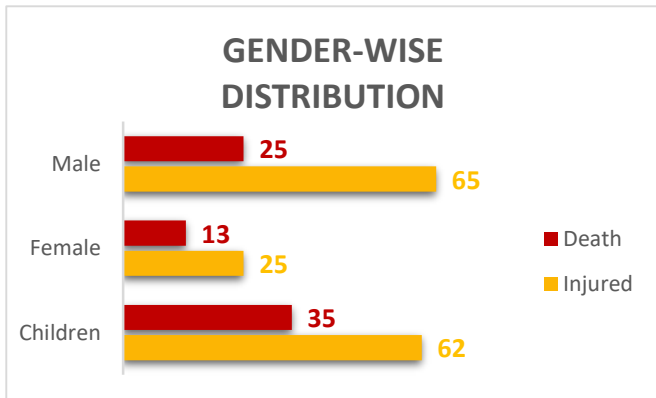
Note: *Deputy Commissioner, Sanghar has revised the figure of Injuries.

*Deputy Commissioner, Jamshoro has reported 2 deaths during last 24 hours.

*Deputy Commissioner, Matiari has revised the No. of deaths & Injuries.

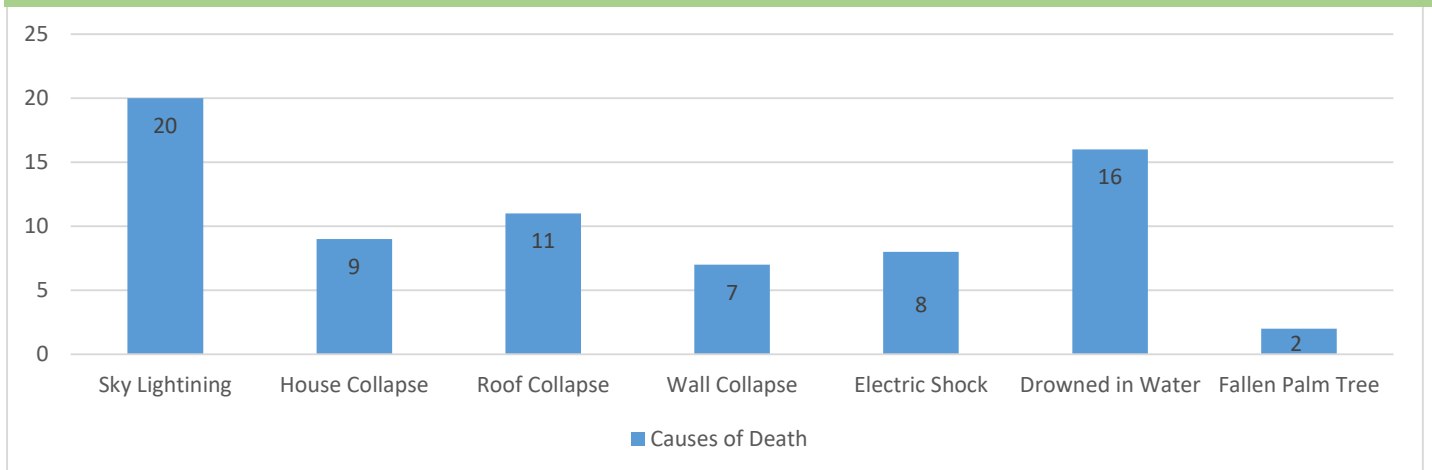
*Deputy Commissioner, Mirpurkhas has reported that a female has been died on 29-08-2024 due to drowning.

*Deputy Commissioner, Badin has reported that 2 male has been died due to drowning on 01-09-2024 & 04-09-2024 and 1 male injured.



Deaths & Injuries Data Source: Concerned Deputy Commissioners.

Causes of Deaths



Emergency No:
1736



Plot No. 26-C, Main Khayaban-e-Jami,
DHA Phase-VII, Karachi.



021-99332742
021-35381810



021-99332007



0335-5557362



www.pdma.gos.pk



Cumulative Livestock Perished

Sr. No.	District	Livestock Perished						Total
		Goat	Sheep	Cow	Buffalo	Camel	Other Animal	
01	Jacobabad	3	-	-	-	-	-	3
02	Jamshoro	27	6	-	-	-	-	33
03	Umerkot	33	-	-	-	-	-	33
04	Larkano	-	-	2	-	-	-	2
05	Sukkur	37	-	-	7	-	-	44
06	Tharparkar	204	50	19	-	6	6	285
07	Mirpurkhas*	462	-	10	13	-	-	485
08	Sanghar*	12	2	7	5	-	-	26
09	Badin*	8	6	3	1	-	-	17
10	Matiari*	2	-	-	2	-	-	4
Total		788	64	41	28	6	6	932

Source: Concerned Deputy Commissioners.

Note: *Deputy Commissioner, Sanghar has reported 12 animal perished during 24 hours and also revised the figure of total animal perished.

*Deputy Commissioner, Mirpurkhas has reported 387 animal perished during 24 hours and also revised the figure of total animal perished.

*Deputy Commissioner, Badin has reported that 17 livestock have been perished.

*Deputy Commissioner, Matiari has reported that 04 livestock have been perished.

Cumulative Livestock Vaccinated/ Treated

(from 01-07-2024 to 05-09-2024)

Total	No. of Relief Team	Animals Vaccinated												Grand Total A+B
		A. Large Ruminant					B. Small Ruminant							
		HS	FMD	LSD	BQ	Total	ETV	CPP	PPR	Anthrax	Goat pox	Sheep pox	Total	
277		58,381	6,106	0	9,633	74,120	72,462	11,433	7,990	3,015	150	861	95,911	170,031
Previous Total (from 1-07-2024)		2,433,242	145,483	7,423	332,986	2,913,742	2,875,985	346,526	452,444	102,763	21,324	23,487	3,822,529	6,736,271
Grand Total		2,491,623	151,589	423	342,619	2,987,852	2,948,447	357,959	460,434	105,778	21,474	24,348	3,918,440	6,906,302
Total	Animals Treated													
	Small	Large	Total											
	1,886	1,198	3,084											
Previous Total (from 1-07-2024)		150,100	100,718	250,818										
Grand Total		151,986	101,916	253,902										

Source: Directorate of Animal Husbandry Sindh, Hyderabad

Cumulative Damages of Infrastructure & Private Properties

(from 30-06-2024 to 05-09-2024)

S.no	District	Roads (Km)	Bridges	Houses		
				Partial	Full	Total
01	Jamshoro*	-	-	-	33	33
02	Jacobabad	-	-	1,322	251	1,573
03	Sanghar	-	-	489	53	542
04	Korangi	-	-	1	-	1
05	Kashmore	-	-	327	198	525

Emergency No:

1736



Plot No. 26-C, Main Khayaban-e-Jami,
DHA Phase-VII, Karachi.



021-99332742
021-35381810



021-99332007



0335-5557362



www.pdma.gos.pk



**PROVINCIAL DISASTER MANAGEMENT AUTHORITY
REHABILITATION DEPARTMENT
GOVERNMENT OF SINDH**



06	Shaheed Benazirabad	-	-	61	-	61
07	Sukkur	-	-	240	8	248
08	Thatta	-	-	-	60	60
09	Matiari*	116 Km (42 Roads)	2	462	59	521
10	Mirpurkhas*	-	1	10,369	2,118	12,487
11	Tando Allahyar	-	-	100	-	100
12	Tharparkar	177 Km (in portion)	-	32	-	32
13	Badin*	-	-	1,040	485	1,525
14	Umerkot	-	-	280	108	388
15	Tando Muhammad Khan	-	-	-	-	2,059
Total		293 Km	3	14,723	3,373	20,155

Note: *Deputy Commissioner, Jamshoro has reported 8 houses damaged during last 24 hours.

*Deputy Commissioner, Mirpurkhas has reported 9,463 houses damaged during last 24 hours & revised the figures of houses damaged.

*Deputy Commissioner, Badin has reported 1,335 houses damaged during last 24 hours & revised the figures of houses damaged.

*Deputy Commissioner, Matiari has revised the figure of houses damaged and reported that 116 Km road and 2 Bridges has damaged.

Cumulative Damages of Educational Institutes

Sr. No.	District	No. of Partially Damaged Schools	No. of Fully Damaged Schools	Total	No. of Partially Damaged TLCs	No. of Fully Damaged TLCs	Total
01	Sanghar	55	6	61	0	0	0
02	Larkano	0	0	0	45	0	45
03	Kamber Shahdadkot	0	0	0	59	50	109
04	Naushahro Feroze	47	3	50	2	0	2
05	Shikarpur	14	8	22	0	0	0
06	Hyderabad	34	7	41	0	0	0
07	Khairpur	8	10	18	0	0	0
08	Matiari	0	0	0	0	2	2
09	Jamshoro	24	0	24	0	0	0
10	Thatta	119	37	156	0	18	18
11	TMK	7	0	7	0	0	0
12	Jacobabad	95	47	142	3	2	5
13	Mirpurkhas	379	25	404	0	0	0
14	Tando Allahyar	27	6	33	0	0	0
15	Sujawal	183	46	229	0	0	0
16	Umerkot	93	5	98	0	0	0
17	Tharparkar	25	2	27	0	0	0
18	Badin	10	26	36	0	0	0
Total		1,120	228	1,348	109	72	181

Emergency No:

1736



Plot No. 26-C, Main Khayaban-e-Jami,
DHA Phase-VII, Karachi.



021-99332742
021-35381810



021-99332007



0335-5557362



www.pdma.gos.pk



Cumulative number of Students whose Education has been Impacted

Sr. No.	District	Boys	Girls	Total
01	Sanghar	2,574	2,035	4,609
02	Larkano	2,313	2,831	5,144
03	Kamber Shahdadkot	6,505	5,718	12,223
04	Naushahro Feroze	4,922	1,876	6,798
05	Shikarpur	1,462	549	2,011
06	Hyderabad	499	630	1,129
07	Khairpur	799	666	1,465
08	Matiari	1,220	445	1,665
09	Thatta	8,803	2,671	11,474
10	TMK	370	161	531
11	Jacobabad	8,678	4,235	12,913
12	Kashmore	750	372	1,122
13	Mirpurkhas	4,498	4,784	9,282
14	Tando Allahyar	7,158	11,670	18,828
15	Sujawal	13,700	3,500	17,200
16	Umerkot	5,646	1,819	7,465
17	Tharparkar	892	446	1,338
18	Badin	73,000	39,500	112,500
19	Dadu	2,044	1,235	3279
Total		145,833	85,143	230,976

Source: School Education & Literacy Department.

Cumulative Crop Area Damaged (in Acres)

Sr. No.	District	Nature of Crop	Crop Area Damaged (in Acres)
01	Jacobabad	Paddy Crop	4,600
02	Kashmore	Paddy Crop	3,200
03	Sanghar	-	48,687
04	Matiari	Cotton, Sugarcane & Others	4,602
05	Mirpurkhas*	Kharif Crop	74,837
		Cotton, Sugarcane, Chillies	30,830
		-	27,039
06	Umerkot	-	30,338
07	Sanghar*	Cotton, fodder	38,926
		Cotton ect	14,870
08	Badin*	-	47,316
Total			325,245

Note: *Deputy Commissioner, Sanghar has revised the figure of total Crop Area damaged.

*Deputy Commissioner, Mirpurkhas has revised the figure of total Crop Area damaged.

*Deputy Commissioner, Badin has reported that 47,316 acres of Crop Area damaged.

*Deputy Commissioner, Matiari has revised the figure of total Crop Area damaged.





Cumulative Status of Breaches

Sr. No.	District	Taluka	No. of Breaches	Breach Point / Location	Plugging Status / Immediate Response
01	Sanghar	Tando Adam	3	01. Rohri Canal near Alam Dero village 02. Sui Kandar Distributary 03. At Burirra Minor	Plugged/Closed
		Shahdadpur	1	Lundo Minor Near Barhoon Road	Plugged/Closed
02	Jacobabad	Jacobabad	1	Qaiser Shaakh	Plugged/ Closed
		Garhi Khairo	1	Miranpur Begari Canal	Closed
		Thul	2	Moosa Allahabad	Plugged/closed
03	Kashmore	Tangwani	1	Taj Minor	Closed
04	Dadu	Dadu	1	Near village Bhai Khan Lashari Deh Sial	Closed
05	Mirpurkhas*	Digri	3	Deh 190	Under progress
				Deh 191	Under Progress
				Deh 204	Under Progress
		Jhuddo	2	Deh 316	Closed
				Deh 343	
06	Badin*	Shaheed Fazal Rahu	1	Ameer Shah sim nala	Work yet to be started
			1	01-R sim nala	50% plugging work completed
		Tando Bago	1	Shaikh Manzoor sim nala RD-70	Plugged
			1	Shaikh Manzoor sim nala RD-71	Plugged
		Matli	1	Sim nala Sanjer Chang	Plugged
			1	Murad Wah Channel (Phulleli Canal)	Plugged
Total			21		

Flood Relief Activities Relief Camps Established (Last 24 hours)

Sr.No	District	No of Household Affected	Displaced Persons (DPs)				Relief Camps Establishment	Persons in Relief Camps			
			Male	Female	Children	Total		Male	Female	Children	Total
01	Mirpurkhas	17,112	600	600	300	1,500	-	-	-	-	-

Employment of Boats: NTR

Employment of Aviation Assets: NTR

Relief items / machinery / equipment dispatched in Last 24 hours by PDMA Sindh

Sr. No.	District	Item description	Quantity
01	Nil	-	-





Relief Camps Established by DDMAs/Deputy Commissioner

Sr.No	District	No of Household Affected	Displaced Persons (DPs)				Relief Camps Established	Persons in Relief Camps			
			Male	Female	Children	Total		Male	Female	Children	Total
01	Sanghar	1,197	2,186	2,471	4,867	9,524	2	429	571	1,627	2,627
02	Tharparkar	-	-	-	-	-	101	-	-	-	-
03	Sukkur	-	21	13	7	41	0	0	0	0	0
04	Matiari	184	178	209	637	1,024	-	-	-	-	-
05	Mirpurkhas	-	-	-	-	-	60	-	-	-	-
06	Tando Allahyar	42	48	62	52	162	-	-	-	-	-
07	Badin	-	-	-	-	3,800	-	-	-	-	-
08	Umerkot	2,834	-	-	-	-	-	-	-	-	-
09	Tando Muhammad Khan	-	-	-	-	2,050	-	-	-	-	-
10	Khairpur*	25,000	37,500	40,000	47,500	125,000	-	-	-	-	-
Total		29,257	39,933	42,755	53,063	141,601	163	429	571	1,627	2,627

Note: *Deputy Commissioner, Khairpur has revised the cumulative figure of household affected & displaced person.

Cumulative State of Relief Camps (from 30-06-2024 to 05-09-2024)

Sr. No.	District	No. Medical Camps	No. of Persons Treated	No. of Relief Camps	Cooked Food
01	Sanghar*	5	719	1	-
02	Tharparkar	-	-	101	-
03	Mirpurkhas*	1	50	60	-
04	Badin*	17	4,300	-	-
05	Matiari*	17	1,090	-	-
Total		40	6,159	162	-

Note: *Deputy Commissioner, Sanghar has reported the figure of Medical Camps and number of person treated.

*Deputy Commissioner, Mirpurkhas has reported the figure of Medical Camps and number of person treated.

*Deputy Commissioner, Badin has reported the figure of Medical Camps and number of person treated.

*Deputy Commissioner, Matiari has reported the figure of Medical Camps and number of person treated.

Cumulative State of Rescue Operations by PDMA & DDMA

(30-06-2024 to 05-09-2024)

Sr. No.	District	No. Person Transported	No. of Persons Evacuated / Rescued	No. of Animal Transported
01	Sukkur	-	37	-
02	Shaheed Benazirabad	-	24	-
03	Sanghar	1,500	1,500	-
04	Badin*	3,800	2,500	-
05	Matiari*	-	1,024	-
Total		5,300	5,085	-

Emergency No:

1736



Plot No. 26-C, Main Khayaban-e-Jami,
DHA Phase-VII, Karachi.



021-99332742
021-35381810



021-99332007



0335-5557362



www.pdma.gos.pk



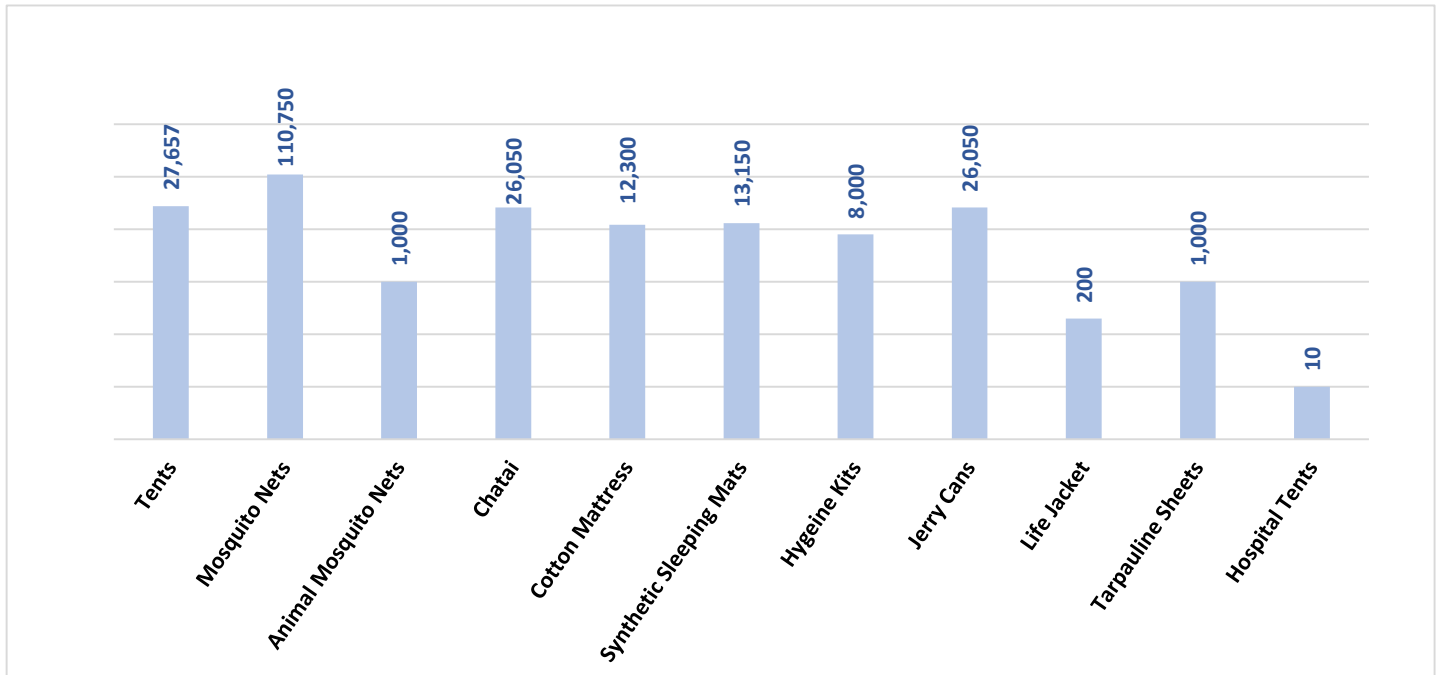
State of Relief and Rescue Operations by Rescue 1122 (last 24 hours)

Sr. No.	District	Incident Reported (last 24 hours)	No. of Persons Evacuated / Rescued	No. of Person Transported	No. of Animal Transported	Remarks
-	Nil	-	-	-	-	-

Cumulative State of Relief and Rescue Operations by Rescue 1122 (from 01-07-2024 to 05-09-2024)

Sr. No.	District	No. of Incident Reported	No. of Persons Evacuated / Rescued	No. of Person Transported	No. of Animal Transported
01	Hyderabad	1	5	5	-
02	Jamshoro	1	4	4	-
03	Mirpurkhas	8	52	52	7
04	Sukkur	2	4	4	-
05	Larkana	2	5	5	-
06	Karachi	4	3	3	-
Total		18	73	73	7

Cumulative Relief Provided by PDMA Sindh



Sd/-
INCHARGE PEOC
PDMA SINDH

Emergency No:

1736



Plot No. 26-C, Main Khayaban-e-Jami,
DHA Phase-VII, Karachi.



021-99332742
021-35381810



021-99332007



0335-5557362



www.pdma.gos.pk

